



Mayor Eddie D. Melton

2025 Business & Economic Outlook

October 31, 2025





MAYOR'S VISION FOR GARY

"Uniting to make Gary the safest, cleanest and most resilient city in the region, while enhancing the quality of life for residents, and growing economic opportunity for all."

- Eddie D. Melton



MANIFESTING THE VISION

Melton Administration Key Priorities

Stabilization:

- Strengthen City Finances
- Retain Current Population
- Improve Neighborhood Infrastructure
- Eliminate Blight



Growth:

- Population & Tax Base
- Small Businesses
- Quality Housing
- Job/Training Opportunities
- Build Tourism, Arts, & Culture

Quality of Life (QoL):

- Improve Public Safety
- Support Youth, Families, & Seniors
- Support for the Homeless
- Address Food Insecurities
- Enhance Animal Control



Planning for the Future:

- Improve Environmental Practices
- Comprehensive Citywide Plan
- Revise Zoning Code
- Major Infrastructure Improvements



What Does Gary Have to Offer?



Greater Gary Area (2020) 718,685

(Lake, Porter, Newton, Jasper, IN Counties)

Gary Population (2020) 69,083



Home to Indiana's Top Performing Gaming Center




Home to North America's Largest Integrated Steel Mill



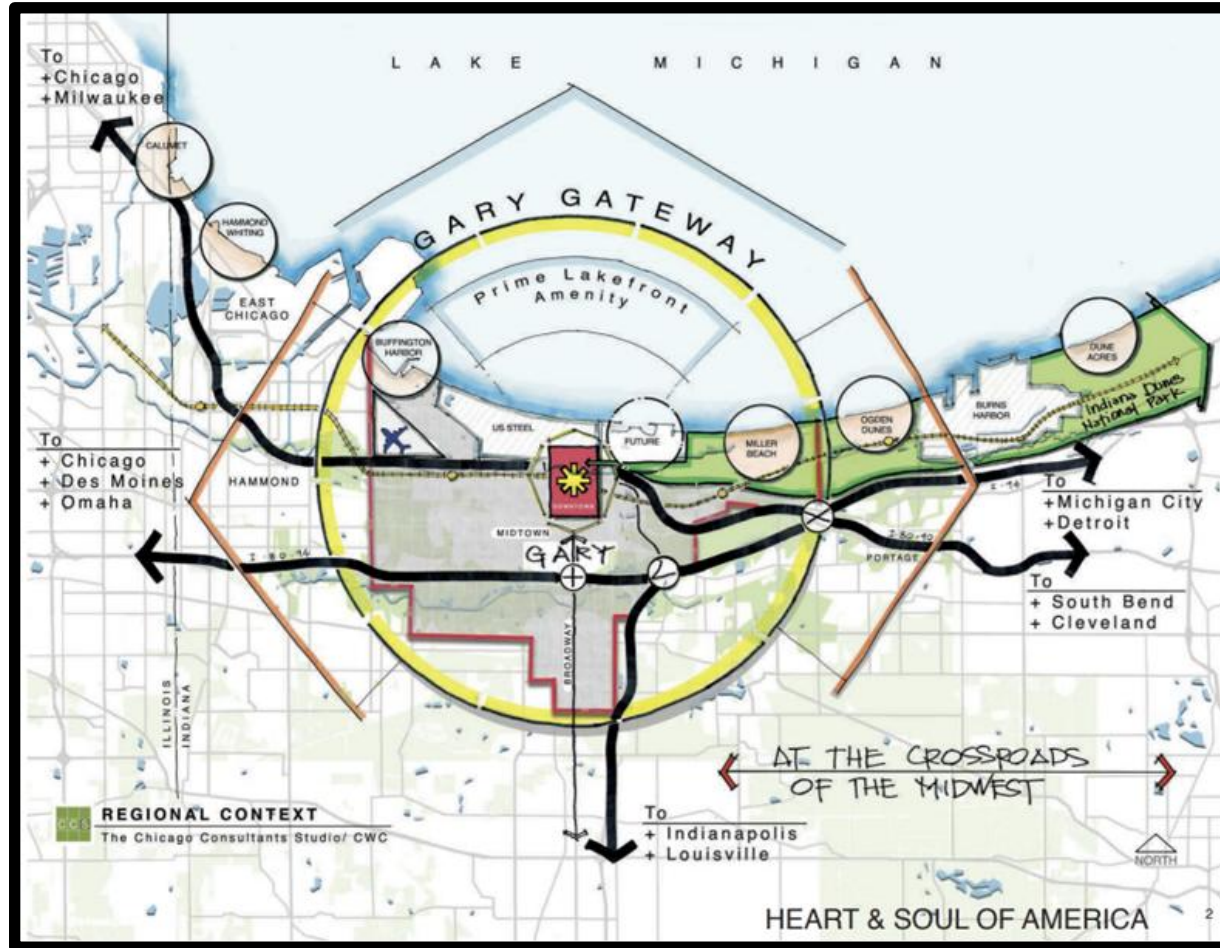
Largest Recreational Beachfront in the State of Indiana and the Western Gateway to the Indiana Dunes National Park



Home of the Gary South Shore Railcats Baseball



What Greater Gary Has to Offer – An Infrastructure Nirvana



Transcontinental Routes



Teaneck, NJ to Newport OR



Boston, MA to Seattle, WA



Gary, IN to Mobile, AL



Detroit, MI to Aberdeen, WA



Boston, MA to Newport, OR

Railways



Air Transport



Marine Highway



M-90

Maximizing Underutilized Areas for Job Growth

Development Districts: Overview

Buffington Harbor
Development District



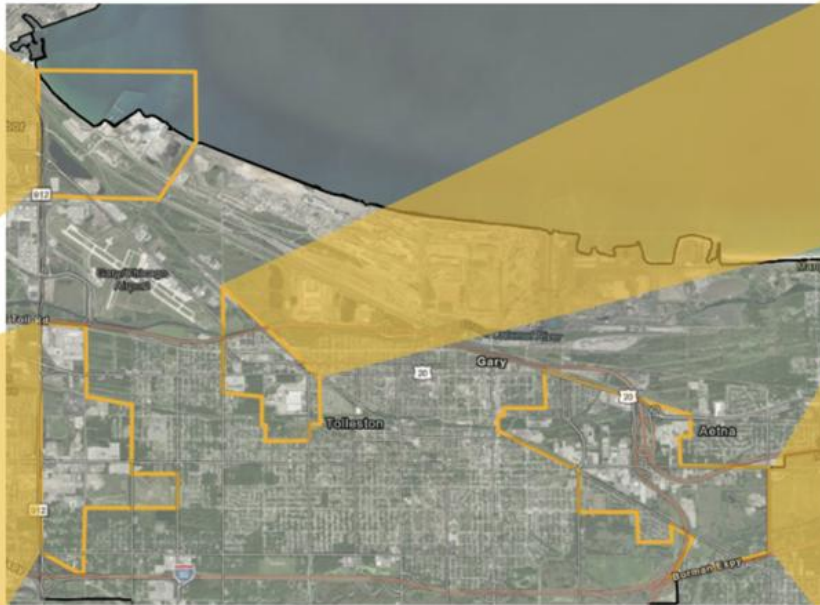
West Gary Development
District



700 West Chase
Development District



Central Gary Development
District

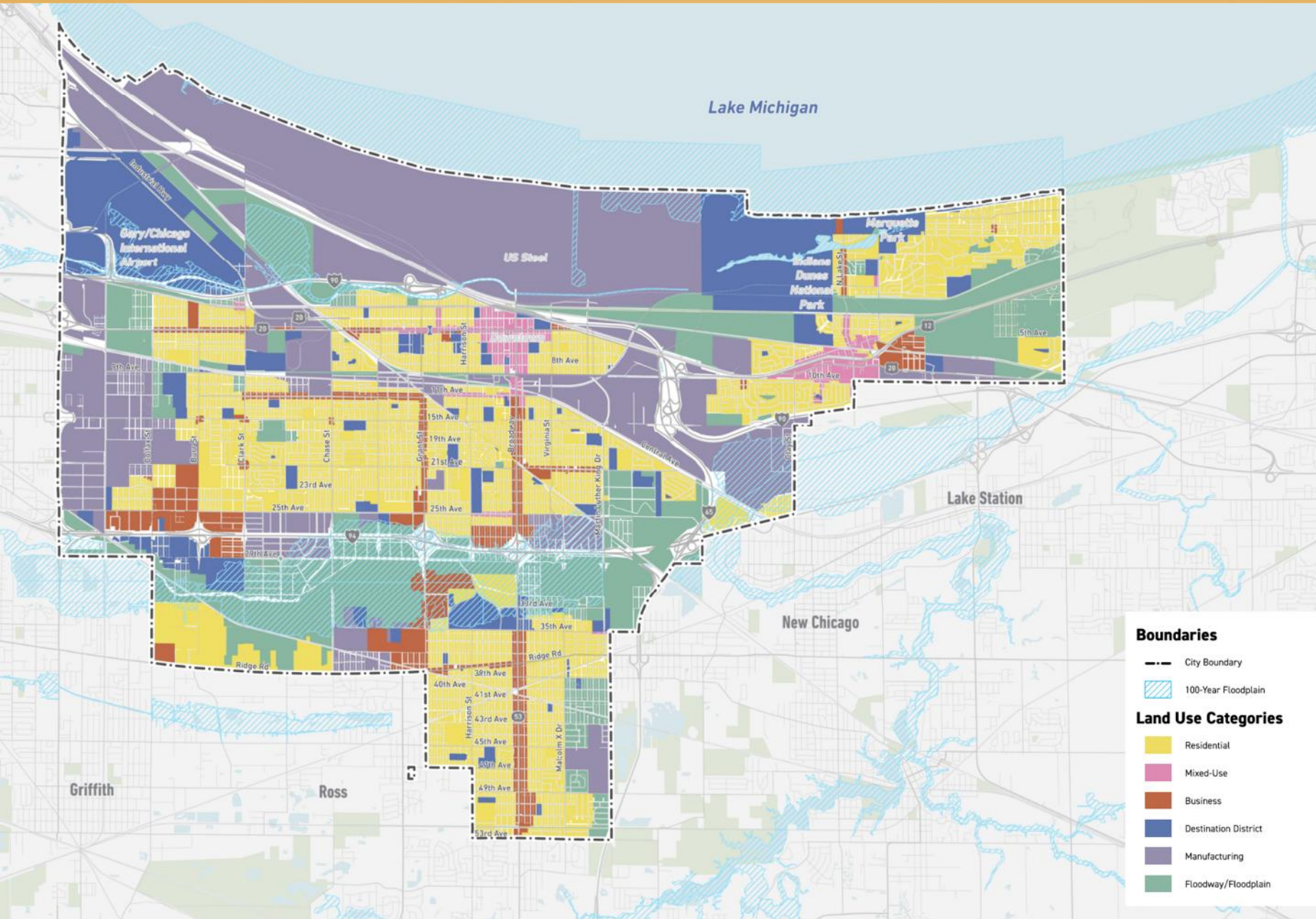


Collaboration needed with IEDC to **encourage the market to purchase privately owned underperforming sites** for Warehousing/Logistics, Onshoring and National Defense,

Desire to **Grow Gary's Economy in the Food Industry** – Processing, packaging and transporting Indiana Grown produce.

Supporting **National Defense Industry** with Quantum Fiber, Power Infrastructure and access to fresh water.

Comprehensive Plan - Future Land Use Map



**Adopted by Gary
Common Council
October 28, 2025.**

**Proposed Plan follow's
Indiana Economic
Development Corporation's
Recommendations for
expanding manufacturing
opportunity in Gary**

**Increasing Manufacturing
in underutilized
neighborhoods near rail,
highway infrastructure.**

**Increases Breadth of Mixed-
Use Development Opportunity
in Downtown Gary and Miller
Beach**

Update Partnership of US Steel

Fighting for Gary and Northwest Indiana's Jobs

\$14.9 Billion Deal

- \$3 Billion Investment in Gary Works
- First \$200M invested in 2025 in hot strip mill plant
- Up to 1000 New Jobs at Gary Works
- Guaranteed no plant closures
- \$5K bonus for all workers



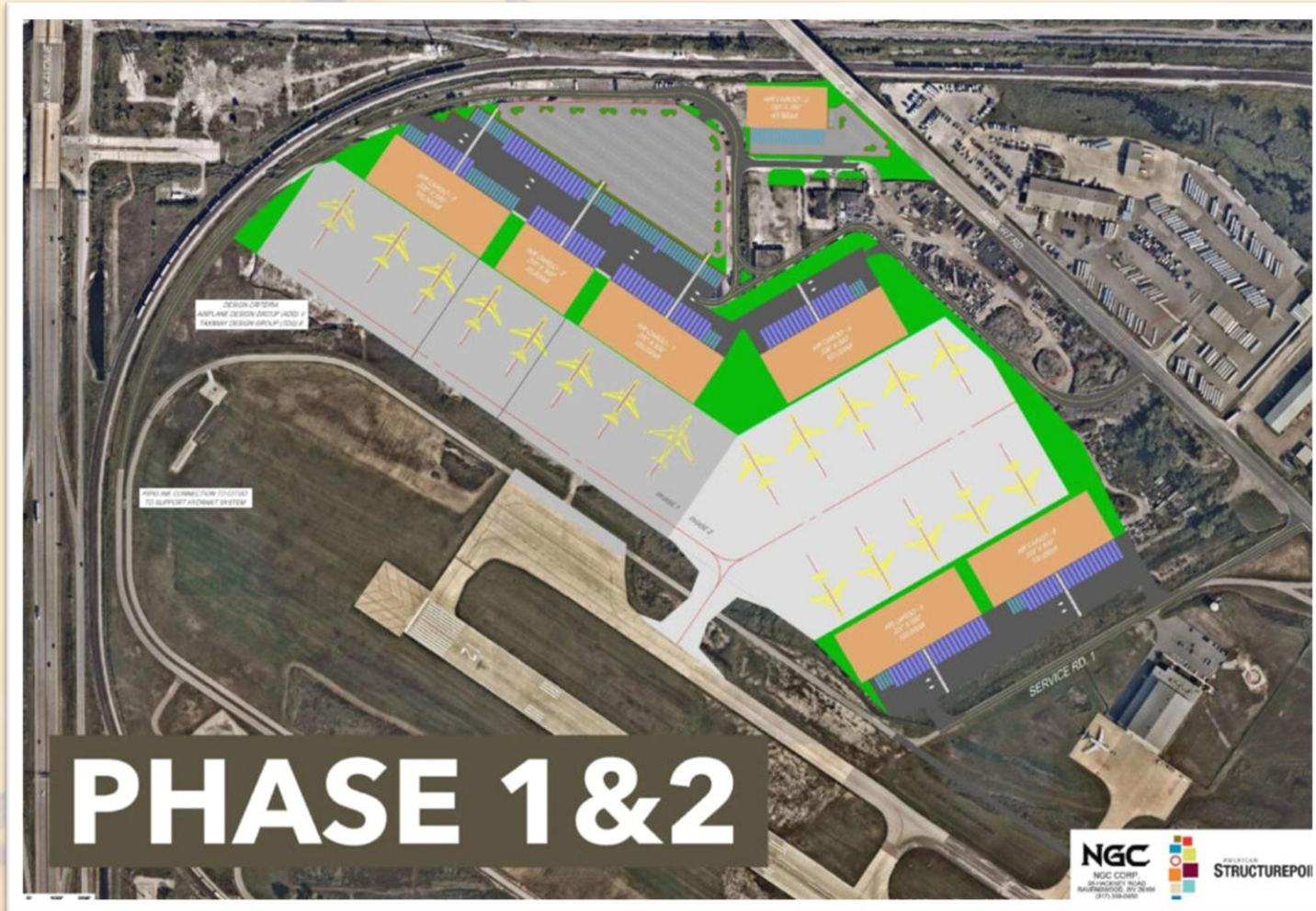
Breaking Ground on FedEx

Expected to be operational
in **April 2027**

- Investing over **\$60 million** to build a warehousing/ distribution facility.
- 317,000 SF Facility
- **Hiring Goals: 20%** of 600 full and part-time job opportunities for Gary Residents.



Gary/Chicago Airport Infrastructure Improvements



Phase I - \$24MM Infrastructure Improvements for Apron Expansion to Accommodate 8 Wide Body Jets to be complete by QTR 4 2025.

Phase 2 – Apron Expansion to Accommodate Additional 10 Jets

Construction of (2) New Corporate Hangers 47K SF and 25K SF to be completed by July 2026

Primary Construction Terminal Renovation Underway



2.4M People within 35 Minute Drive of Downtown Gary



**MIXED-USE:
CIVIC &
ENTERTAINMENT**

**MIXED-USE:
WORK**

**MIXED-USE:
SHOPPING**

**MIXED-USE:
ARTS &
ENTERTAINMENT**

Downtown Gary Masterplan



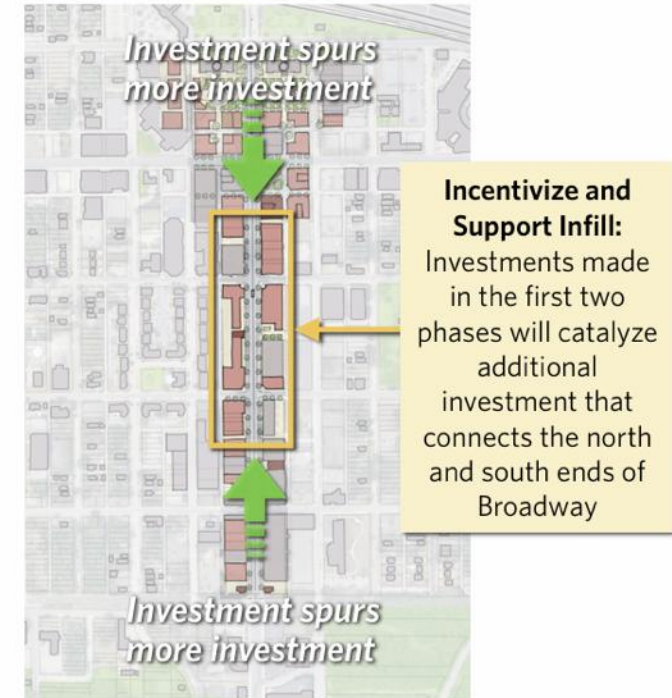
Steps of the Process Vision to Implementation



Phase I



Phase II



Phase III

Downtown Gary Masterplan



Steps of the Process Vision to Implementation



Step 1 - Immediate
Demolition in the 400 Block of Broadway



Step 2a - Short-term
New Building at 5th & Broadway
Park Renovation, and Storefronts at 504 Broadway



Step 2b - Short-term
Demolish Genesis Center
and Install Streetscapes along 5th & Broadway blocks



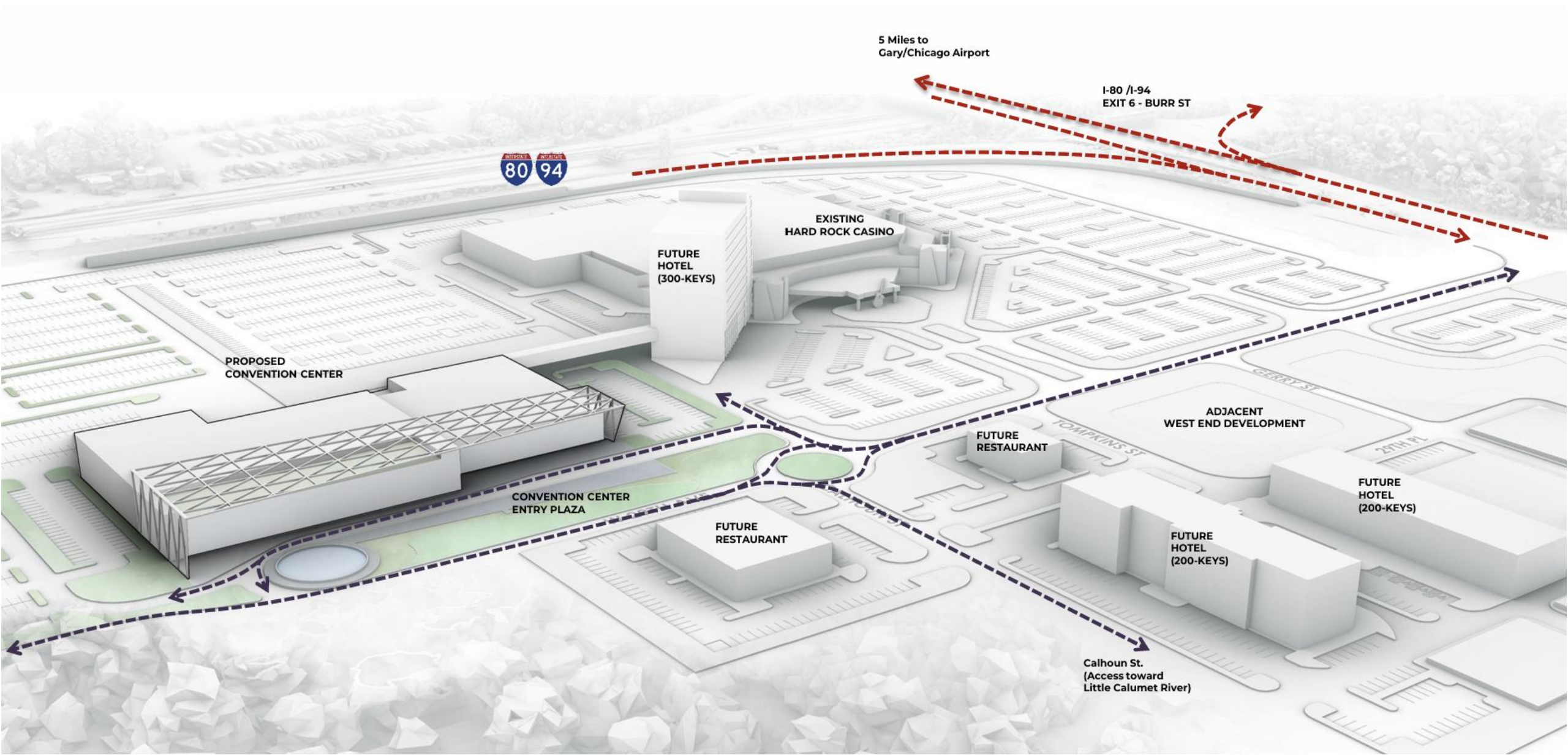
Step 2c - Short-term
Tactical Intervention on the Genesis Center Site



Step 3 - Mid-term
Finish Framing Park



Step 4-10... - Long-term
Civic Plaza, Transit Center, & Surrounding Buildings



5 Miles to
Gary/Chicago Airport

I-80 / I-94
EXIT 6 - BURR ST

EXISTING
HARD ROCK CASINO

FUTURE
HOTEL
(300-KEYS)

PROPOSED
CONVENTION CENTER

CONVENTION CENTER
ENTRY PLAZA

FUTURE
RESTAURANT

FUTURE
RESTAURANT

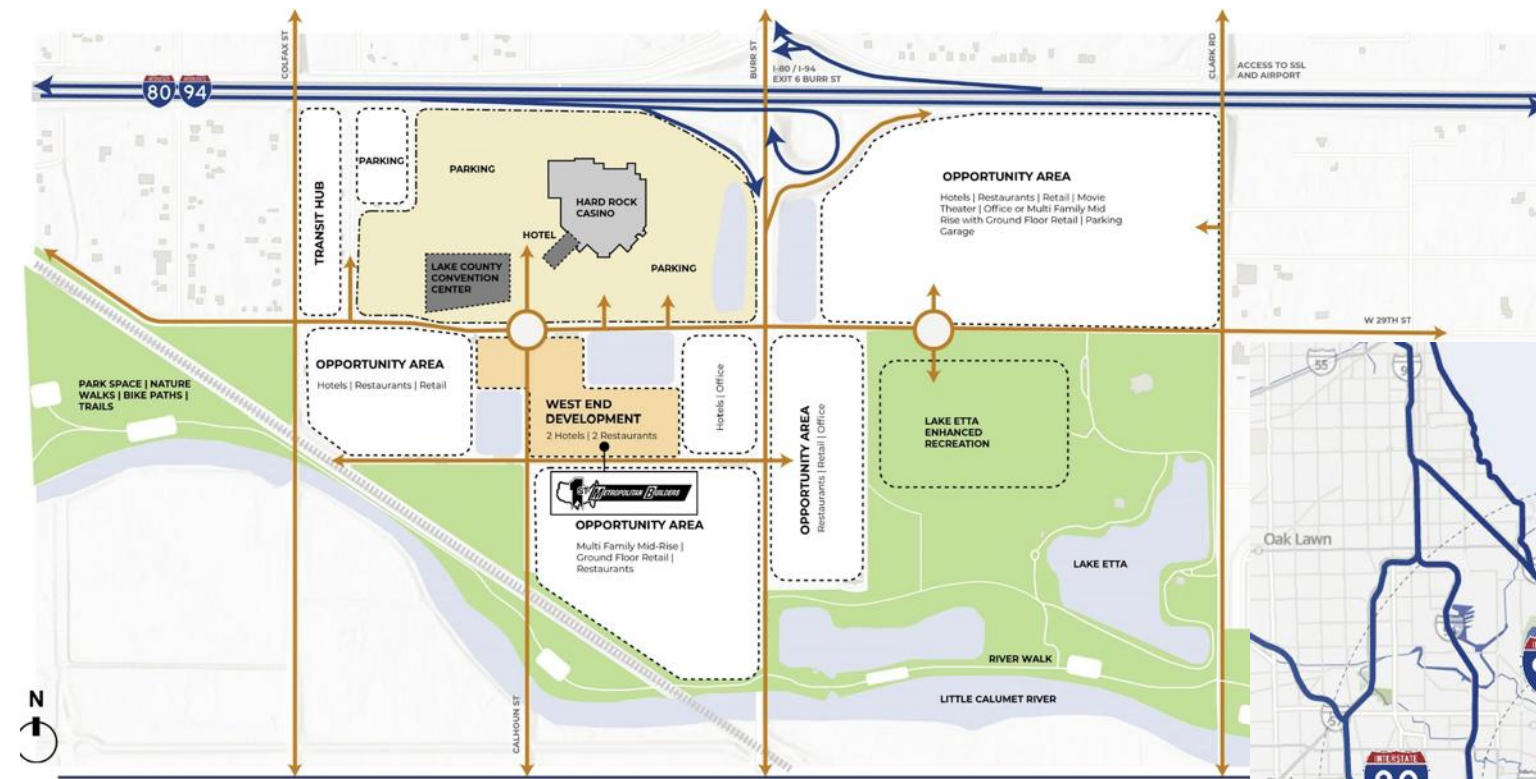
ADJACENT
WEST END DEVELOPMENT

FUTURE
HOTEL
(200-KEYS)

FUTURE
HOTEL
(200-KEYS)

Calhoun St.
(Access toward
Little Calumet River)

Gary West End Entertainment District



Entertainment District



200K + Vehicles per Day

Uniting Borman Expressway communities to attract entertainment destinations and strengthen regional tourism.



Economic Development Anchors

Anchor Areas

Buffington Harbor
Downtown
Lake Street Corridor
Gary West End Entertainment District
US Steel Gary Works
Alliance Steel
University Park

Quality of Life Investments

Tolleston Opportunity Hub
Ivanhoe South (Shirley Heinze Land Trust)
Northshore Health Center (Grant Street)
Gleason Park Stabilization
Marquette Trail Connection from Lake Street to West Street Beach



Regional Bus Service – Gary Public Transportation Corporation



Since 2022...

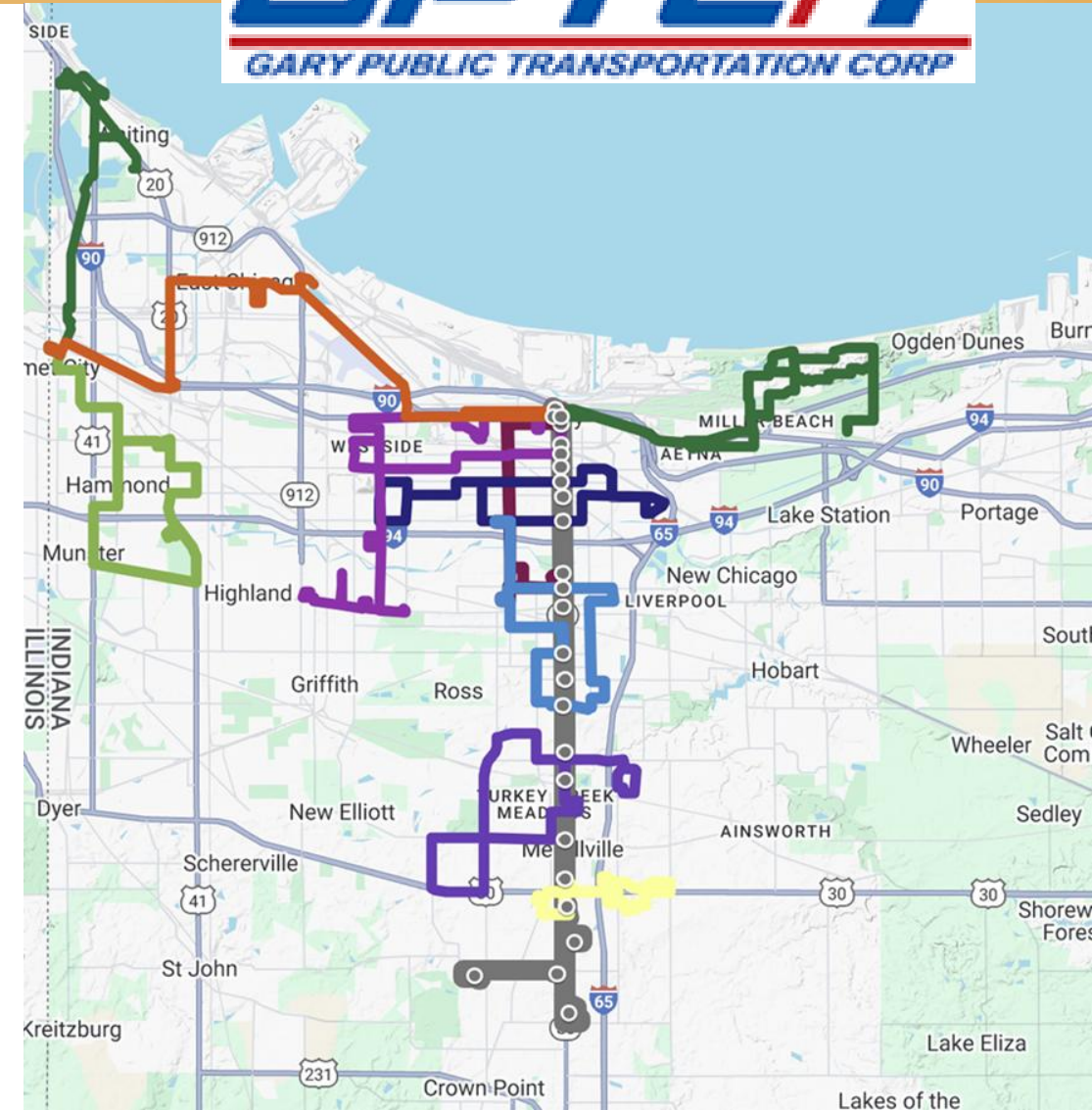
Overall Ridership Increased over 21%

Ridership on the Broadway Metro Express (BMX, Indiana's first Rapid Bus Line) grew by 51%

GPTC Terminus located at Adam Benjamin Metro Center in Downtown Gary

Regional Service Routes – Hammond, East Chicago, Whiting, Munster, Highland, Griffith, Merrillville, Hobart, Crown Point increased 43% since 2022.

Access to transit is essential for building a resilient workforce and unlocking economic development opportunities



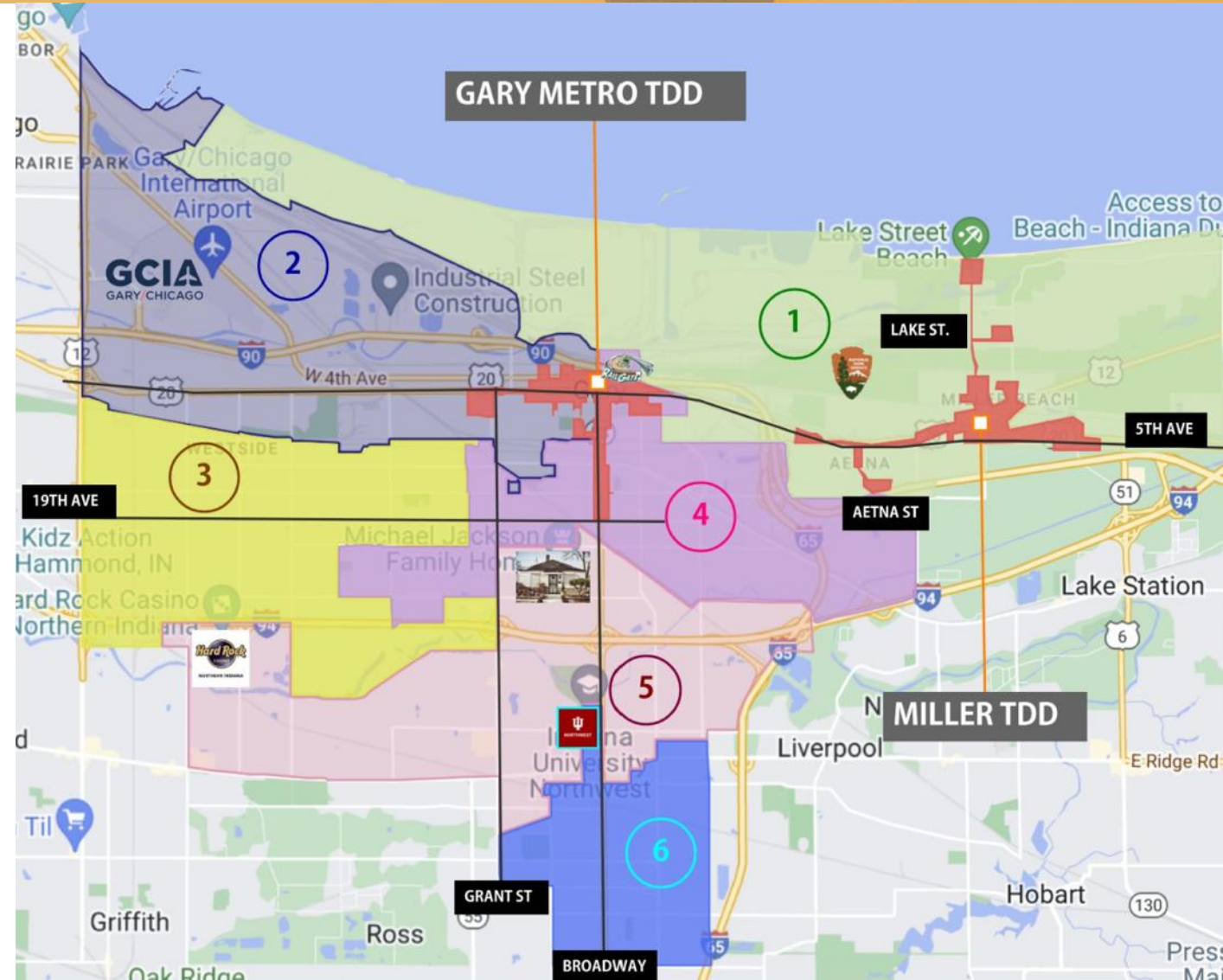
Transit Development Districts - Encouraging Development of Walkable Communities

Gary is home to (2) Transit Development Districts established by the Regional Development Authority

Gary Metro (Downtown & Midtown Gary) – 315 Acres

Miller (Lake Street, Melton Road, Aetna) – 315 Acres

Planning stages underway of expanding Gary Metro TDD along Broadway to Gary's University Park neighborhood surrounding Indiana University Northwest



Building a Sense of Place (EVENTS)



Building a Sense of Place (ART)



**M
I
D
T
O
W
N**

**G
A
R
Y**



GARY POLICE DEPT.
2024 PUBLIC SAFETY REPORT

VIOLENT CRIMES



74%	HOMICIDE CLOSURE RATE	↑ Exceeding the national average of 57.8%
132	NON-FATAL SHOOTINGS	↓ Down 10% vs. 147 in 2023
40	HOMICIDES	↓ Down 23% vs. 52 from 2023

PATROL ACTIVITY

9,809 EXTRA PATROLS & PREMISE CHECKS Up 118% vs. 4,507 in 2023	1,368 SHOTS FIRED CALLS Down 17% vs. 1,644 in 2023	9,679 TOTAL CITATIONS ISSUED Up 148% vs. 3,903 in 2023
11 TOTAL FATAL TRAFFIC ACCIDENTS Down 39% vs. 18 in 2023	3,081 TOWS & IMPOUNDS Up 18% vs. 2,608 in 2023	3,196 NON-FATAL TRAFFIC ACCIDENTS Down 3% vs. 3,303 in 2023

SWAT OPERATIONS

55 OPERATIONS Up 38% vs. 40 in 2023	72 DETAINEES Down 11% vs. 81 in 2023	37 GUNS SEIZED Up 9% vs. 34 in 2023
--	---	--

INVESTIGATIONS HIGHLIGHTS

GENERAL CRIME

163	DEFENDANTS CHARGED
506	FELONY CHARGES
87	MISDEMEANOR CHARGES

NARCOTICS CRIME

52	DEFENDANTS CHARGED
112	FELONY CHARGES
40	MISDEMEANOR CHARGES

GARY POLICE DEPT.
2025 MID-YEAR PUBLIC SAFETY REPORT

VIOLENT CRIMES



HOMICIDES DOWN

55% ↓

9 Homicides vs. 20 compared to Jan - June 2024

POLICE ACTIVITY

8.4% RISE

IN EXTRA PATROLS & PREMISE CHECKS

Up 4, 589 vs. 4,232 in 2024

551

SHOTS FIRED CALLS

Consistent with 552 in 2024

49% DECLINE

IN NON-FATAL OVERDOSES

37 Total overdose incidents, Down 36%

33% DOWN

FATAL TRAFFIC ACCIDENTS

4 total vs. 6 in 2024

26%

DECLINE IN NON-FATAL SHOOTINGS

55 vs 75 in 2024

88%

HOMICIDE CLOSURE RATE

Exceeding the national average of 57.8%

5

NEW HIRES
AS OF JULY 16, 2025

2025

INVESTIGATIONS

GENERAL CRIME


168	DEFENDANTS CHARGED
450	FELONY CHARGES
158	MISDEMEANOR CHARGES

NARCOTICS CRIME

44	DEFENDANTS CHARGED
94	FELONY CHARGES
46	MISDEMEANOR CHARGES

2025 Public Safety Report

Gary Police Department



Violent Crime	2023	2024	2025
Non Fatal	147	132 (10% Down)	83 (23% Down) JAN-OCT
Homicide	52	40 (23%Down)	21 (30% Down) JAN-OCT



***“Thank You, Let’s Work Together
to Build A Greater Gary!”***

- Eddie D. Melton & Administration

