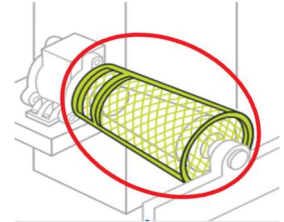
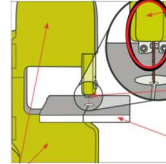
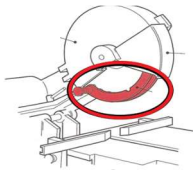
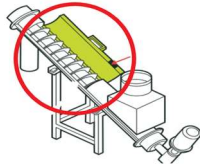


**1) Match the Guarding type to the Picture: (As applies the circled part of the machine is the guard to identify.)**

- A. Interlocked
- B. Fixed
- C. Self-adjusting
- D. Adjustable
- E. Lock-Out Tag-Out



-----

**2) Which of these is the wrong thing to do when it comes to dealing with a machine.**

- Prevent Contact
- Be Secured in place or Tamper Proof
- Assuming new machinery meets machine guarding safety standards
- Allow for lubrication with the guard still in place

**3) True or False (circle one)**

Machine Guards limit risks by preventing access to danger area.

**4) True or False (circle one)**

Machine Guards should allow for lubrication with the guard still in place.

**5) True or False (circle one)**

An employee should assume new equipment meets guarding safety standards.

**6) True or False (circle one)**

You should always continue to use the guarding if only minor damage is noticeable.

**7) True or False (circle one)**

Fixed guarding can provide maximum protection and usually requires minimum maintenance.

**8) Describe lock-out Tag-out in few words**

Purpose:

---

---

**9) Give a 3 of the 4 recommendations OSHA gives for Machine Guarding:**

---

---

**10) Arrange the following steps in the correct order to add a guard or check to see if one needs to be replaced:**

- |  |           |
|--|-----------|
| A. Contact Supervisor                      | 1.) _____ |
| B. Do not use or continue to use equipment | 2.) _____ |
| C. Determine appropriate solution          | 3.) _____ |
| D. Mark the equipment                      | 4.) _____ |
| E. Check the guard status                  | 5.) _____ |